

Amphetamine sulphate synthesis

What we are need is:

5g P2NP

50ml Isopropanol


7,5-8,5g of Aluminium foil (better to use thick foil)

50ml 98% acetic acid (can also use 70%, than don't need water)

50g NaOH

1ml H₂SO₄



Firstly, you will make mix with acetic acid and water. Water we need, because we are using 98% of acetic. If will be 70%, than we will not need. Pour (50ml GAA + 25ml dH₂O) in to 250ml erlenmeyer flask.



Prepar solution of 5g P2NP and IPA. Dissolve 5g in to 50ml of warm IPA. Let to cool.




While IPA solutions is cooling, need to make aluminium amalgam. Cut the squares 1x1. Then put in to 200ml dH₂O, add 50mg of Hg(NO₃) or other Hg salts and stir. After 5-10 minutes you will see grey dregs in the jar. That mean, the amalgamation is started. Wait about 10 minutes more and wash aluminium with water 3 times. Then all dregs and Hg(NO₃) wash out. Because Hg salts are very dangerous!





You are ready to start reaction. Add aluminium amalgam in to acetic acid with water mix. Wait for about 3-5 minutes, while solution will be grey. You can stir it.




Then add P2NP solution and stir a little bit. After addition in the 5-10 minutes will start stormy reaction. So let the flask to stay quietly, for about 20-25 minutes.



In this time, all solution will boil, so need to put in the erlenmeyer flask some condenser.




SWIM use glass funnel. It works good.



After storm reaction.

When the reaction is over, put the flask on the hotplate and make reflux for 1 hour. At this moment SWIM doesn't have hotplate, so he is use boiling water bath. You can also don't do the reflux, but the yield will be less than after reflux




After 45 minutes, you can see that the stuff are pink.




Reflux is over. Let to cool to room temperature. You got red/yellow solution.



While the solution is cooling, we need NaOH. Add 50g NaOH in the jar and pour 50ml dH₂O. The solution will be very hot. Need to cool it, so put in the freezer canber.



When two solutions were cooled, start to pour NaOH solution. Pour in the small amount, because all mix in the erlenmeyer flask will start to heat. So add it slowly and good stir after addition. Need to do this while you will see 2 layers and the ph will be 10-12. When the NaOH is added, wait while all solution will be cool. Need to pick topest layer, red/yellow.



SWIM use syringe to pick it, because he has`nt separate funnel. Extraction with dichlormethane 2x20ml. So, we collected the amphetamine freebase. Check the ph.



Ph is 11.

Now need to convert freebase to amphetamine sulphate. This you will do with sulphuric acid and isopropanol.




Solution H_2SO_4 + IPA (1ml + 5ml).

Drop by drop pour the acid solution to the freebase and stir a lot. You will see how amphetamine sulphate appears. Add acid solution while the pH will be (pH 7).





Then filtrate all amphetamine sulphate and let to dry in the warm place.





Drying...SWIM got 3,5g amphetamine sulphate from 5g P2NP.It`s 70% yield.
Good luck and be safe.Operacya_Y